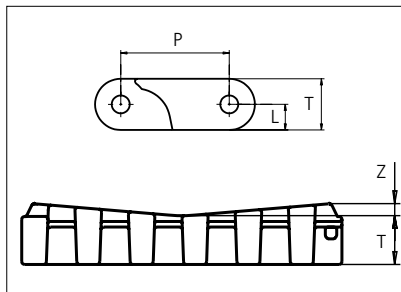





# Plastic Modular Belt

Series **uni XLB** Type **M2 V8**



Straight running belt  
 Nominal pitch: 63.5 mm (2.50 in)  
 Surface type: V8  
 Surface opening: Closed  
 Backflex radius: 120.0 mm (4.72 in)  
 Pin diameter:  $\varnothing$ 10 mm (0.39 in)

<b>Belt material &amp; color</b>	POM-D <b>K</b>		<b>mm</b>	<b>in</b>		<b>mm</b>	<b>in</b>
<b>Pin and lock material &amp; color</b>	PA6.6 <b>N</b> PP <b>D</b>		<b>P (Nominal)</b>	63.5	2.50	<b>T</b>	30.0 1.18
			<b>L</b>	15.0	0.59	<b>Z</b>	8.0 0.31

Non standard material and color: See uni Material and Color Overview.

Alternative pin and lock materials: Pin: SS304

Belt width		Permissible tensile force (Belt/pin material)				Belt weight (Belt/pin material)				*Min. No. drive sprocket per shaft	Number of wear strips (Min. No.)	
		POM-D/PA6.6		POM-D/SS		POM-D/PA6.6		POM-D/SS			**Carry (pcs)	**Return (pcs)
mm	in	N	lbf	N	lbf	kg/m	lb/ft	kg/m	lb/ft			
201	7.9	18090	4067	20100	4518	6.8	4.58	8.5	5.71	2	2	2
401	15.8	36104	8116	40115	9018	13.6	9.14	17.0	11.40	3	3	2
601	23.7	54117	12166	60130	13517	20.4	13.70	25.4	17.09	5	5	3
801	31.6	72131	16215	80146	18017	27.2	18.26	33.9	22.78	6	6	3

Additional standard belt widths are available in steps of 201 mm (7.91 in) Additional non-standard belt widths are available in steps of 33.4 mm (1.31 in).

General belt tolerance is +0/-0.4% at 23°C/73°F. For exact belt width contact Customer Service. Non standard belt width on request.

\*Max. Load per Drive Sprocket. Belt material: POM-D 12000 N (2698 lbf).

\*\*Max. Spacing between wear strips, Carry: 152 mm (6 in); Return: 304 mm (12 in).

= Single Link

STANDARD

STRAIGHT RUNNING

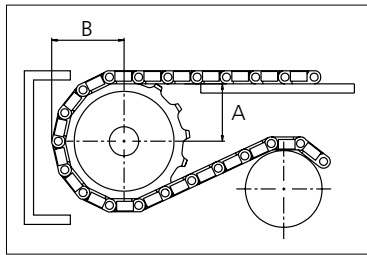
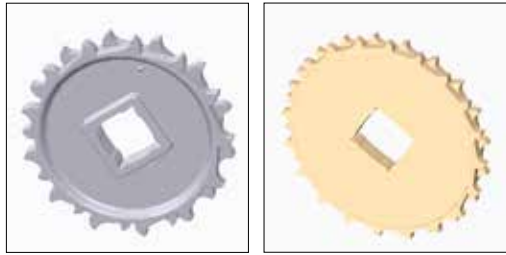
PITCH 63.5 MM/2.50 IN

## Sprocket

No of teeth	Bore size													Overall diameter		Pitch-diameter		Hub-diameter		A-dimension		B-dimension		Single row/Two way	Double row/Two way	Molded PA6 LG	Machined PA6 N
	Pilot Bore	in	0.75	0.78	0.98	1.00	1.18	1.25	1.50	1.57	2.36	2.5	3.54														
	mm	19.1	20.0	25.0	25.4	30.0	31.8	38.1	40.0	60.0	63.5	90.0	mm	in	mm	in	mm	in	mm	in							
Z10	x							■	■	■	■	■	204.3	8.04	205.5	8.09	100.0	3.94	82.7	3.26	117.8	4.64		x	x		
Z13	x							■	■	■	■	■	264.4	10.41	265.4	10.45	150.0	5.91	113.8	4.48	147.7	5.81		x	x		
Z15	x							■	■	■	■	■	306.0	12.05	305.4	12.02	150.0	5.91	134.4	5.29	167.7	6.60		x	x		
Z20	x							■	■	■	■	■	408.0	16.06	406.0	15.98	360.0	14.07	185.5	7.30	218	8.58		x		x	

**Molded sprocket**

**Machined sprocket**



Other sprocket sizes are available upon request.  
 Two-part sprocket are available upon request.  
 Round bores are always delivered with keyway.  
 Other bore sizes are available upon request.  
 uni Retainer Rings: See uni Retainer Ring data sheet  
 Width of tooth = 16.0 mm (0.63 in)  
 Width of sprocket = 33.0 mm (1.30 in)

Max load per sprocket shown does not take bore size into account.  
 Please also ensure that sufficient size shaft is chosen for corresponding load.

For correct sprocket position: See uni Assembly Instructions for uni XLB.  
 For more detailed sprocket information, contact Customer Service.

Non standard material and color: See uni Material and Color Overview.



Solid advice  
 For all your belting needs  
 Local stock & service  
[www.ammeraalbeltech.com](http://www.ammeraalbeltech.com)

**Ammeraal Beltech Modular A/S**  
 Hjulmagervej 21  
 DK-7100 Vejle

T +45 7572 3100  
 F +45 7572 3348  
 admin@unichains.com  
 www.unichains.com

This information is subject to alteration due to continuous development. Ammeraal Beltech will not be held liable for the incorrect use of the above stated information. This information replaces previous information. All activities performed and services rendered by Ammeraal Beltech are subject to general terms and conditions of sale and delivery, as applied by its operating companies.