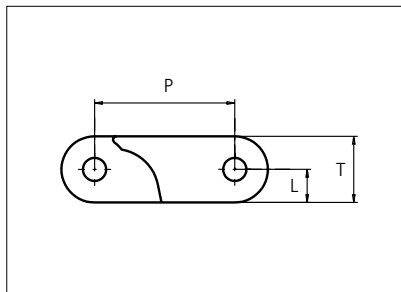




Plastic Modular Belt

Series **uni XLB** Type **M2 C**



Straight running belt
 Nominal pitch: 63.5 mm (2.50 in)
 Surface type: Flat
 Surface opening: Closed
 Backflex radius: 100.0 mm (3.90 in)
 Pin diameter: \varnothing 10 mm (0.39 in)

Belt material & color	POM-NLAS K	POM-NL K	mm	in	mm	in			
			P (Nominal)	63.5	2.50	T	30.0	1.18	
Pin and lock material & color	PA6.6 N PP D			L	15.0	0.59	-	-	-

Non standard material and color: See uni Material and Color Overview.

Alternative pin and lock materials: Pin: SS304

Belt width		Permissible tensile force (Belt/pin material)				Belt weight (Belt/pin material)				*Min. No. drive sprocket per shaft	Number of wear strips (Min. No.)	
		POM-NLAS/PA6.6 POM-NL/PA6.6		POM-NLAS/SS POM-NL/SS		POM-NLAS/PA6.6 POM-NL/PA6.6		POM-NLAS/SS POM-NL/SS			**Carry (pcs)	**Return (pcs)
mm	in	N	lbf	N	lbf	kg/m	lb/ft	kg/m	lb/ft			
82***	3.2	7560	1699	8400	1888	2.6	1.75	3.4	2.30	2	2	2
101	4.0	9045	2033	10050	2259	3.1	2.09	4.1	2.76	2	2	2
201	7.9	18054	4059	20060	4510	6.2	4.18	8.2	5.50	2	2	2
301	11.8	27063	6084	30070	6760	9.3	6.26	12.3	8.25	3	3	2
401	15.8	36072	8109	40080	9010	12.4	8.35	16.4	10.99	3	3	2
501	19.7	45082	10134	50091	11260	15.5	10.44	20.4	13.73	4	4	2
601	23.7	54091	12160	60101	13511	18.6	12.52	24.5	16.48	5	5	3
701	27.6	63100	14185	70111	15761	21.7	14.61	28.6	19.22	5	5	3
801	31.5	72109	16210	80121	18011	24.8	16.69	32.7	21.97	6	6	3
901	35.5	81118	18235	90131	20261	27.9	18.78	36.8	24.71	7	7	4
1001	39.4	90127	20261	100141	22512	31.0	20.86	40.9	27.46	7	7	4
1102	43.4	99136	22286	110151	24762	34.1	22.95	44.9	30.20	8	8	4

Additional standard belt widths are available in steps of 100.1 mm (3.94 in.) Additional non-standard belt widths are available in steps of 33.4 mm (1.31 in.)

1902	74.9	171180	38481	190200	42757	59.0	39.63	77.6	52.15	13	13	7
------	------	--------	-------	--------	-------	------	-------	------	-------	----	----	---

Additional standard belt widths are available in steps of 100.1 mm (3.94 in.) Additional non-standard belt widths are available in steps of 33.4 mm (1.31 in.)

2903	114.3	261270	58733	290300	65259	90.0	60.48	118.4	79.60	20	20	10
------	-------	--------	-------	--------	-------	------	-------	-------	-------	----	----	----

General belt tolerance is +0/-0.4% at 23°C/73°F and 50% RH. For exact belt width contact Customer Service. Non standard belt width on request.

*Max. Load per Drive Sprocket. Belt material: POM-NLAS 12000 N (2698 lbf).

**Max. Spacing between wear strips, Carry: 152 mm (6 in); Return: 304 mm (12 in).

***Type: uni XLB M1 C.

= Single Link



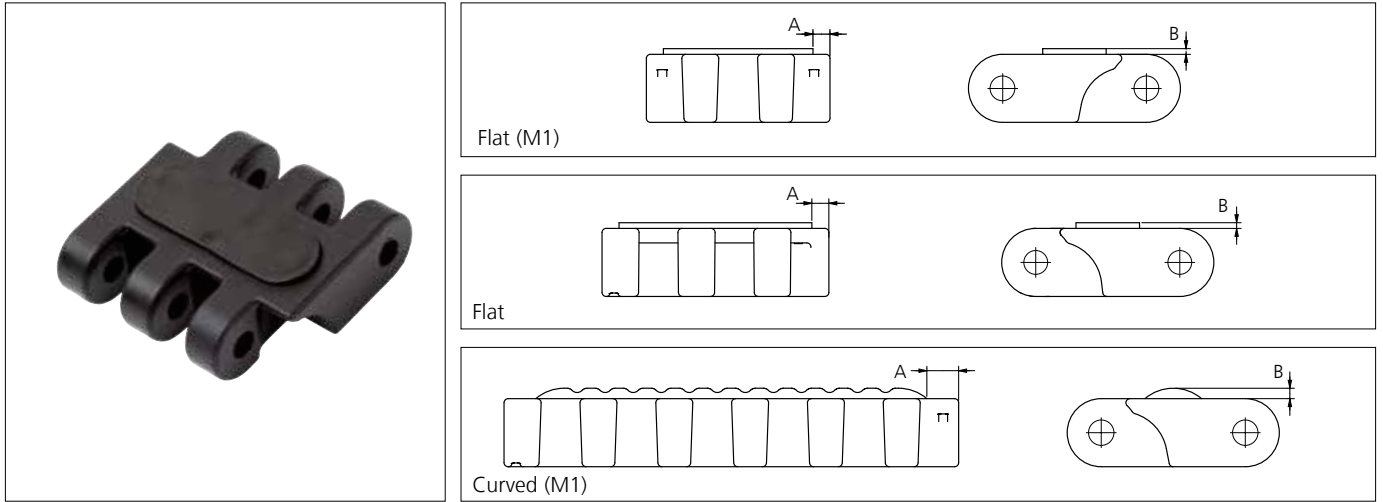
STANDARD

STRAIGHT RUNNING

PITCH 63.5 MM/2.50 IN

Accessories

Rubber Top / NON STANDARD

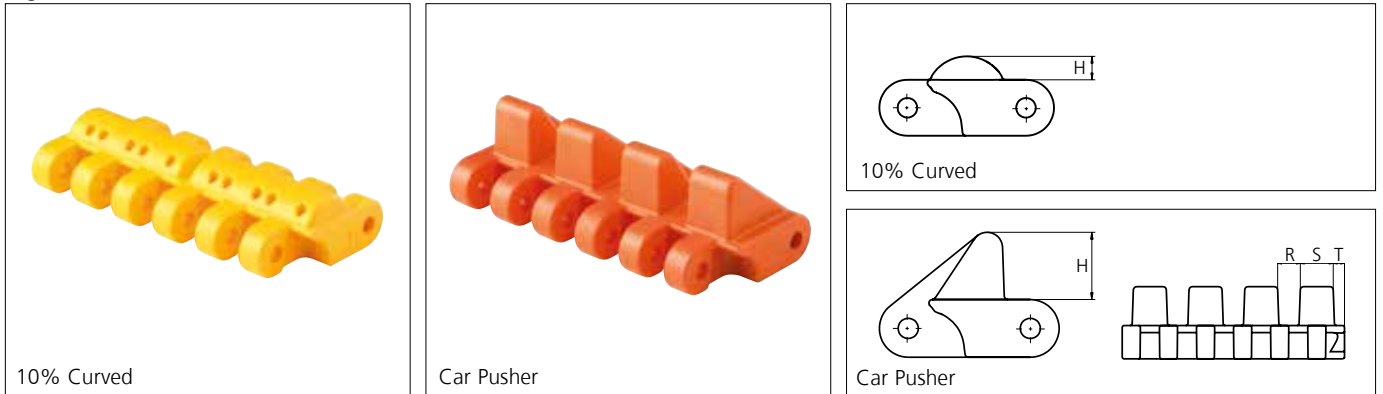


Type	Belt Material & color	Rubber Material & color	A		B		Link size	Width	
			mm	in	mm	in		mm	in
Flat	POM-NL K	05 K	7.5	0.3	2.5	0.10	K318	81.1	3.19
			7.5	0.3	2.5	0.10	K400	100.1	3.94
Curved			14.0	0.58	4.6	0.18	K800	200.2	7.88

Other Non Standard Rubber profiles: See uni Rubber Profile Overview.

Accessories

Flight



Type	Material & color	H		Link size	Width		R		S		T	
		mm	in		mm	in	mm	in	mm	in	mm	in
10% Curved	POM-D UV Y	12.5	0.49	K400	101.6	4.00	-	-	-	-	-	-
				K800	199.6	7.86	-	-	-	-	-	-
Car Pusher	POM-DK O	35.0	1.38	K800	199.6	7.86	18.1	0.71	32.0	1.26	9.0	0.35

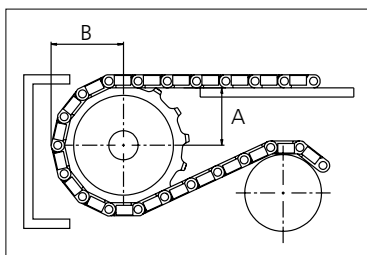
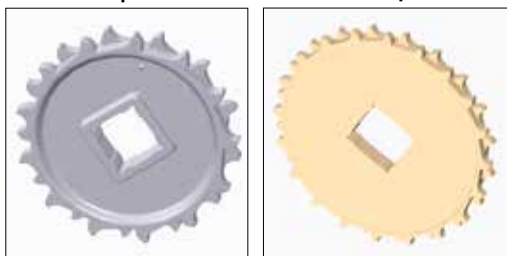
Non Standard material and color: See uni Material and Color Overview.

Sprocket

No of teeth	Pilot Bore	Bore size										Overall diameter		Pitch-diameter		Hub-diameter		A-dimension		B-dimension		Single row/Two way	Double row/Two way	Molded PA6 LG	Machined PA6 N	
		in	0.75	0.78	0.98	1.00	1.18	1.25	1.50	1.57	2.36															2.5
		mm	19.1	20.0	25.0	25.4	30.0	31.8	38.1	40.0	60.0	63.5	90.0	mm	in	mm	in	mm	in	mm	in					
Z10	x							■	■	■	■	■	204.3	8.04	205.5	8.09	100.0	3.94	82.7	3.26	117.8	4.64		x	x	
Z13	x							■	■	■	■	■	264.4	10.41	265.4	10.45	150.0	5.91	113.8	4.48	147.7	5.81		x	x	
Z15	x							■	■	■	■	■	306.0	12.05	305.4	12.02	150.0	5.91	134.4	5.29	167.7	6.60		x	x	
Z20	x							■	■	■	■	■	408.0	16.06	406.0	15.98	360.0	14.07	185.5	7.30	218	8.58		x		x

■ Molded sprocket

■ Machined sprocket



Other sprocket sizes are available upon request.
 Two-part sprocket are available upon request.
 Round bores are always delivered with keyway.
 Other bore sizes are available upon request.
 uni Retainer Rings: See uni Retainer Ring data sheet
 Width of tooth = 16.0 mm (0.63 in)
 Width of sprocket = 33.0 mm (1.30 in)

Max load per sprocket shown does not take bore size into account.
 Please also ensure that sufficient size shaft is chosen for corresponding load.

For correct sprocket position: See uni Assembly Instructions for uni XLB.
 For more detailed sprocket information, contact Customer Service.

Non standard material and color: See uni Material and Color Overview.



Conveyor



Seamless



Modular



Timing



Transmission



Fabrication & service

Solid advice
For all your belting needs
Local stock & service
www.ammeraalbeltech.com

Ammeraal Beltech Modular A/S
Hjulmagervej 21
DK-7100 Vejle

T +45 7572 3100
F +45 7572 3348
admin@unichains.com
www.unichains.com

This information is subject to alteration due to continuous development. Ammeraal Beltech will not be held liable for the incorrect use of the above stated information. This information replaces previous information. All activities performed and services rendered by Ammeraal Beltech are subject to general terms and conditions of sale and delivery, as applied by its operating companies.