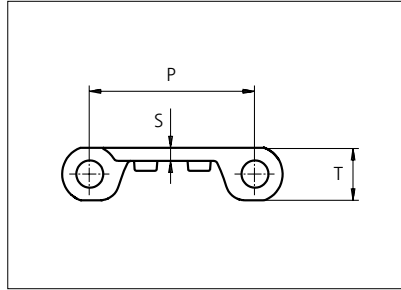





Plastic Modular Belt

Series **uni BLB** Type **38%**



Straight running belt
 Nominal pitch: 50.8 mm (2.00 in)
 Surface type: Flat
 Surface opening: 38%
 Backflex radius: 65.0 mm (2.60 in)
 Pin diameter: ø8.0 mm (0.31 in)

STANDARD

Belt material & color	PP-HW LB		mm	in		mm	in
	Pin and lock material & color	SS304 PP-HW LB	P (Nominal)	50.8	2.00	T	16.0
S			4.0	0.16	-	-	-

Non standard material and color: See uni Material and Color Overview.

Alternative pin and lock materials: Lockpin: PP-HW **LB**

Belt width		***Permissible tensile force (Belt/pin material)				Belt weight (Belt/pin material)				*Min. No. drive sprocket per shaft	Number of wear strips (Min. No.)	
		PP-HW/SS		PP-HW/ PP-HW		PP-HW/SS		PP-HW/PP-HW			**Carry (pcs)	**Return (pcs)
mm	in	N	lbf	N	lbf	kg/m	lb/ft	kg/m	lb/ft			
305	12.0	2013	453	2013	453	3.6	2.40	1.5	0.98	3	3	2
356	14.0	2348	528	2348	528	4.2	2.80	1.7	1.15	3	3	2
406	16.0	2683	603	2683	603	4.8	3.20	2.0	1.31	3	3	2
457	18.0	3017	678	3017	678	5.3	3.59	2.2	1.47	4	4	2
508	20.0	3352	754	3352	754	5.9	3.99	2.4	1.64	4	4	2
559	22.0	3687	829	3687	829	6.5	4.39	2.7	1.80	4	4	2
609	24.0	4022	904	4022	904	7.1	4.79	2.9	1.97	5	5	3
660	26.0	4356	979	4356	979	7.7	5.19	3.2	2.13	5	5	3
711	28.0	4691	1055	4691	1055	8.3	5.59	3.4	2.29	5	5	3
762	30.0	5026	1130	5026	1130	8.9	5.99	3.7	2.46	6	6	3
812	32.0	5361	1205	5361	1205	9.5	6.39	3.9	2.62	6	6	3
863	34.0	5696	1280	5696	1280	10.1	6.79	4.1	2.78	6	6	3

Additional standard belt widths are available in steps of 50.7 mm (2.00 in.)

1979	77.9	13061	2936	13061	2936	23.2	15.56	9.5	6.38	14	14	7
------	------	-------	------	-------	------	------	-------	-----	------	----	----	---

Additional standard belt widths are available in steps of 50.7 mm (2.00 in.)

2994	117.9	19760	4442	19760	4442	35.0	23.54	14.4	9.66	20	20	10
------	-------	-------	------	-------	------	------	-------	------	------	----	----	----

General belt tolerance is +0/-0.4% at 23°C/73°F and 50% RH. For exact belt width contact Customer Service. Non standard belt width on request.

*Max. Load per Drive Sprocket. Belt material: PP-HW with snub roller 2000 N (450 lbf), PP-HW without snub roller 1250 N (281 lbf)

**Max. Spacing between wear strips, Carry: 152 mm (6 in.) ; Return: 304 mm (12 in.)

***Load capacity per row of reinforcement links in the belt: 2500 N (562 lbf) Example: Belt with 8 rows of reinforcement links,

***Example: Belt with 8 rows of reinforcement links, permissible load is 8 x 2500 N (562 lbf) = 20000 N (4496 lbf)


STRAIGHT RUNNING

PITCH 50.8 MM/2.00 IN



Accessories

Flight / Non Standard

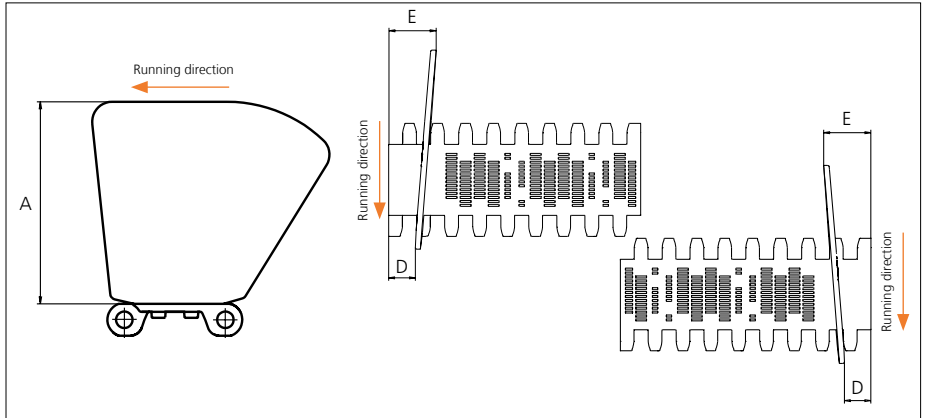


uni MPB Flight

uni MPB Flights in PP-HW **LB** fits the BLB belt and are available on request. Please see the uni MPB Flight datasheet for more information.

Accessories

Side Guard



Type	Material & color	A		E		D	
		mm	in	mm	in	mm	in
Closed	PP-HW LB	101.6	4.00	28.5	1.12	16.0	0.63

Non Standard material and color: See uni Material and Color Overview.
Backflex radius for Side Guard: 200.0 mm (7.90 in)

Accessories

Reinforcement Link



Load capacity per row of reinforcement links in the belt. Maximum 19 rows per metre belt width.
Example: If seven rows are installed the max. permissible load of the belt is
 $7 \times 2500 \text{ N (562 lbf)} = 17500 \text{ N (3934 lbf)}$.

Type	Material & color	N/row	Lbf/row
Steel Link	SS316	2500	562

Non Standard material and color: See uni Material and Color Overview.

Sprocket

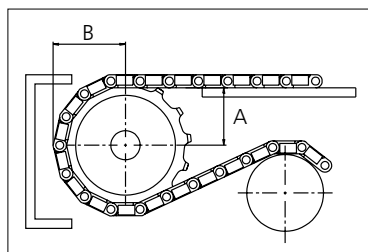
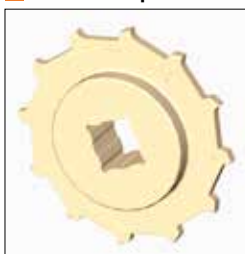
No of teeth	Bore size													Overall diameter		Pitch-diameter		Hub-diameter		A-dimension		B-dimension		Single row/One way	Double row/Two way	Machined	
	Pilot bore		19.1	20.0	25.0	25.4	30.0	31.8	38.1	40.0	60.0	63.5	90.0													mm	in
	mm	in																									
Z06	x				●	●	●	■	■				99.5	3.92	101.6	4.00	65	2.56	36	1.42	59.3	2.33	x		x		
Z08	x				●	●	●	■	■				132.9	5.23	132.8	5.23	65	2.56	53.3	2.10	74.9	2.95	x		x		
Z10	x					●	●	■	■				166.3	6.55	164.4	6.47	65	2.56	70.2	2.76	90.7	3.57	x		x		
Z10										■	■		166.3	6.55	164.4	6.47	120	4.72	70.2	2.76	90.7	3.57	x		x		
Z12	x					●	●	■	■				198.6	7.82	196.3	7.73	65	2.56	86.8	3.42	106.6	4.20	x		x		
Z12										■	■		198.6	7.82	196.3	7.73	120	4.72	86.8	3.42	106.6	4.20	x		x		
Z16	x					●	●	■	■	■	■		263.8	10.39	260.4	10.25	150	5.90	119.7	4.71	138.7	5.46	x			x	

■ Molded sprocket

● Molded sprocket

■ Machined sprocket

● Machined sprocket



Other sprocket sizes are available upon request.
 Two-part sprocket are available upon request.
 Round bores are always delivered with keyway.
 Other bore sizes are available upon request.
 uni Retainer Rings: See uni Retainer Ring data sheet
 Width of tooth = 9.5 mm (0.37 in)
 Width of sprocket = 42.3 mm (1.67 in)

Max load per sprocket shown does not take bore size into account.
 Please also ensure that sufficient size shaft is chosen for corresponding load.

For correct sprocket position: See uni Assembly Instructions for uni BLB.
 For more detailed sprocket information, contact Customer Service.

Non standard material and color: See uni Material and Color Overview.



Conveyor



Seamless



Modular



Timing



Transmission



Fabrication
& service

Solid advice
For all your belting needs
Local stock & service
www.ammeraalbeltech.com

Ammeraal Beltech Modular A/S
Hjulmagervej 21
DK-7100 Vejle

T +45 7572 3100
F +45 7572 3348
admin@unichains.com
www.unichains.com

This information is subject to alteration due to continuous development. Ammeraal Beltech will not be held liable for the incorrect use of the above stated information. This information replaces previous information. All activities performed and services rendered by Ammeraal Beltech are subject to general terms and conditions of sale and delivery, as applied by its operating companies.